



ELMES

Entry Door Pulls

NEW MODELS





G1101

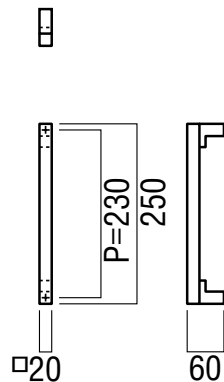
Base Material
Stainless Steel & Uni-Wood
(Antibacterial Compressed Wood)

Available Finish
Stainless Steel Hairline &
Stainless Steel Polished (S)
Uni-Wood White & Stainless Steel
Polished (W)
Uni-Wood Pale Scotch Colour &
Stainless Steel Hairline (PS)

Available Sizes (mm)
Length 250, Centres 230

Fixing Holes Sizes
Door 8mm, Glass 12mm

Specification Code
G1101 - 250 - finish



G1101

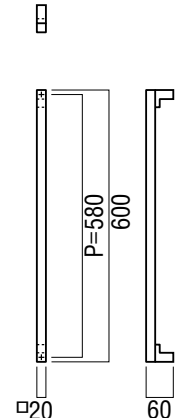
Base Material
Stainless Steel & Uni-Wood
(Antibacterial Compressed Wood)

Available Finish
Stainless Steel Hairline &
Stainless Steel Polished (S)
Uni-Wood White & Stainless Steel
Polished (W)
Uni-Wood Pale Scotch Colour &
Stainless Steel Hairline (PS)

Available Sizes (mm)
Length 600, Centres 580

Fixing Holes Sizes
Door 8mm, Glass 12mm

Specification Code
G1101 - 600 - finish







T1101

Base Material
Stainless Steel

Available Finish

Stainless Steel Hairline &
Stainless Steel Polished (S)
Uni-Wood White & Stainless Steel
Polished (W)
Uni-Wood Pale Scotch Colour &
Stainless Steel Hairline (PS)

Available Sizes (mm)

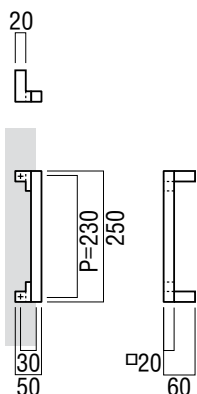
Length 250, Centres 230

Fixing Holes Sizes

Door 8mm, Glass 12mm

Specification Code

T1101 - 250 - finish



T1101

Base Material
Stainless Steel

Available Finish

Stainless Steel Hairline &
Stainless Steel Polished (S)
Uni-Wood White & Stainless Steel
Polished (W)
Uni-Wood Pale Scotch Colour &
Stainless Steel Hairline (PS)

Available Sizes (mm)

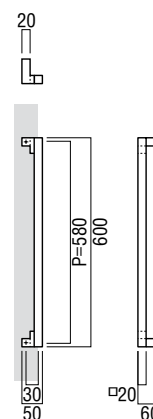
Length 600, Centres 580

Fixing Holes Sizes

Door 8mm, Glass 12mm

Specification Code

T1101 - 600 - finish







G1105

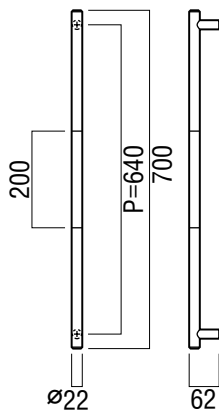
Base Material
Stainless Steel & Titanium

Available Finish
Stainless Steel Hairline & Polished (S)
Stainless Steel Hairline & Polished, Titanium Hard Coating Black (B)
Stainless Steel Hairline & Polished, Titanium Hard Coating Gold (G)

Available Sizes (mm)
Length 700, Centres 640

Fixing Holes Sizes
Door 8mm, Glass 12mm

Specification Code
G1105 - 700 - finish



G1106

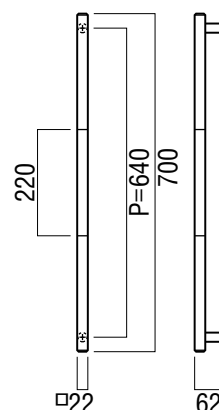
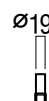
Base Material
Stainless Steel & Titanium

Available Finish
Stainless Steel Hairline & Polished (S)
Stainless Steel Hairline & Polished, Titanium Hard Coating Black (B)
Stainless Steel Hairline & Polished, Titanium Hard Coating Gold (G)

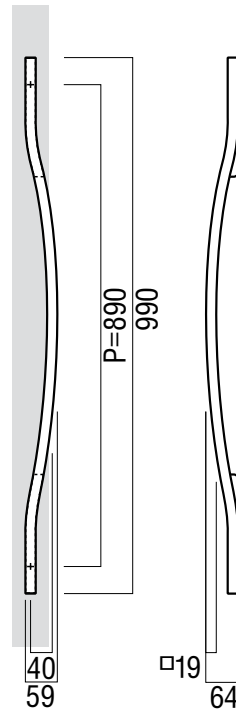
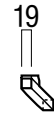
Available Sizes (mm)
Length 700, Centres 640

Fixing Holes Sizes
Door 8mm, Glass 12mm

Specification Code
G1106 - 700 - finish







T1107

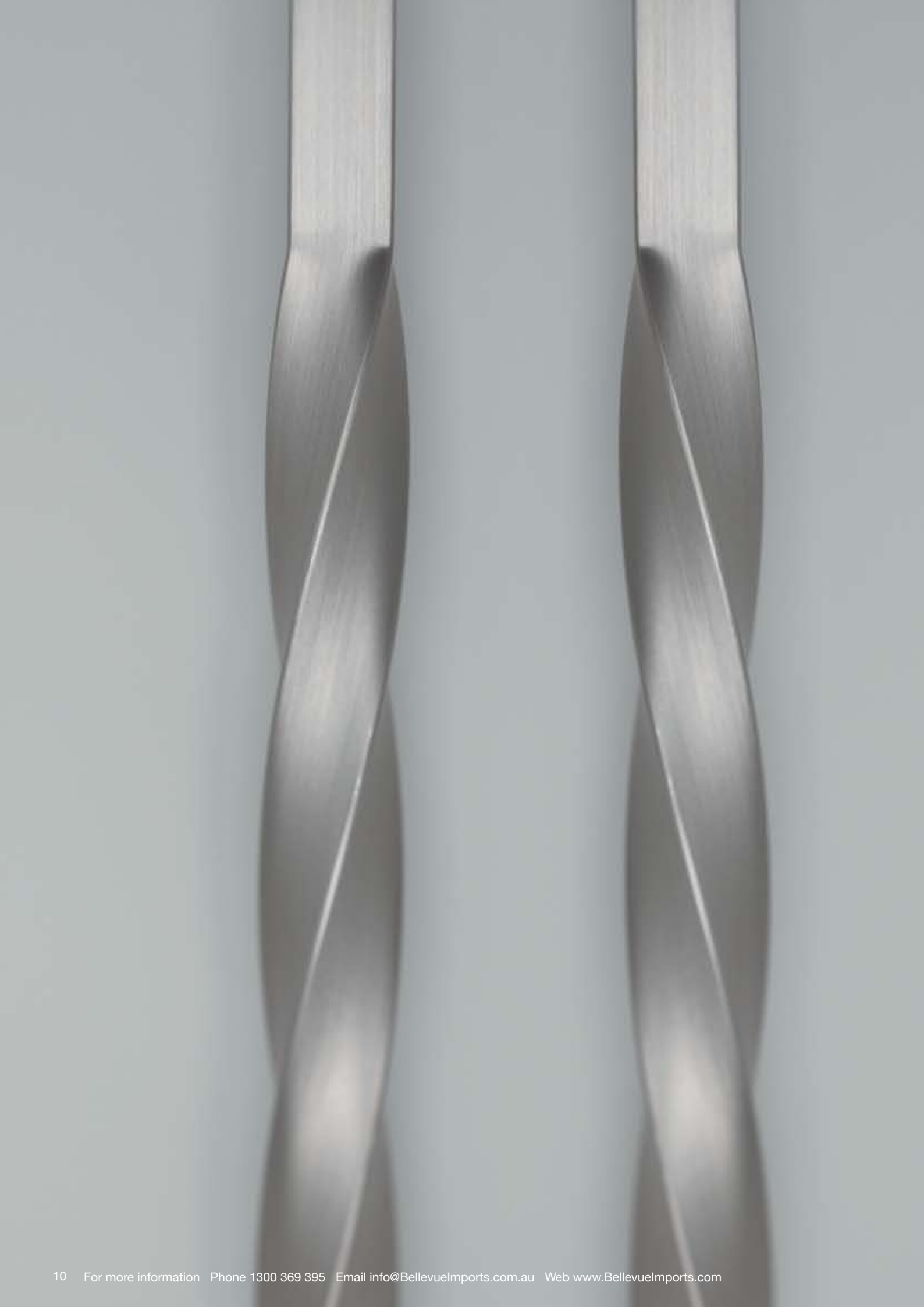
Base Material
Stainless Steel & Elastomer

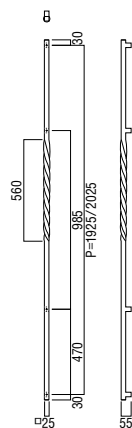
Available Finish
Stainless Steel Hairline &
Elastomer Black (B)

Available Sizes (mm)
Length 990, Centres 890

Fixing Holes Sizes
Door 8mm, Glass 12mm

Specification Code
T1107 - 990 - B





G1109

Base Material
Stainless Steel

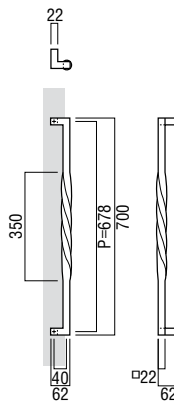
Available Finish
Stainless Steel Hairline (S)

Australian Handing
Australian Left Hand (L)
Australian Right Hand (R)

Available Sizes (mm)
Length 1720 to 2420, Centres
985

Fixing Holes Sizes
Door 10mm, Glass 16mm

Specification Code
G1109 - Size - S - L
G1109 - Size - S - R



T1109

Base Material
Stainless Steel

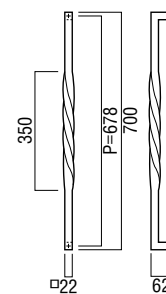
Available Finish
Stainless Steel Hairline (S)

Australian Handing
Australian Left Hand (L)
Australian Right Hand (R)

Available Sizes (mm)
Length 700, Centres 678

Fixing Holes Sizes
Door 10mm, Glass 16mm

Specification Code
T1109 - 700 - S - L
T1109 - 700 - S - R



G1109

Base Material
Stainless Steel

Available Finish
Stainless Steel Hairline (S)

Australian Handing
Australian Left Hand (L)
Australian Right Hand (R)

Available Sizes (mm)
Length 700, Centres 678

Fixing Holes Sizes
Door 10mm, Glass 16mm

Specification Code
G1109 - 700 - S - L
G1109 - 700 - S - R



T1205

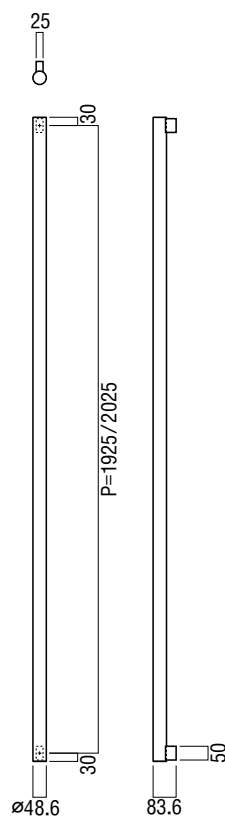
Base Material
Stainless Steel

Available Finish
Stainless Steel Hairline (S)

Available Sizes (mm)
Length 1720 to 2220, Centres
1660 to 2160

Fixing Holes Sizes
Door 10mm, Glass 16mm

Specification Code
T1205 - Size - S







G1103

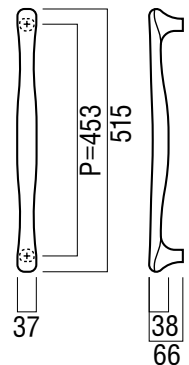
Base Material
Stainless Steel

Available Finish
Stainless Steel Hairline &
Polished (S)

Available Sizes (mm)
Length 515, Centres 453

Fixing Holes Sizes
Door 10mm, Glass 16mm

Specification Code
G1103 - 515 - S







G1104

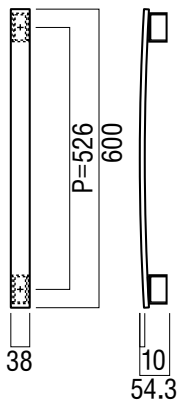
Base Material
Stainless Steel & Stone

Available Finish
Stainless Steel Satin Black & Stone Silver Shine (S)
Stainless Steel Satin Black & Stone Copper (C)

Available Sizes (mm)
Length 600, Centres 526

Fixing Holes Sizes
Door 10mm, Glass 16mm

Specification Code
G1104 - 600 - finish







G1203

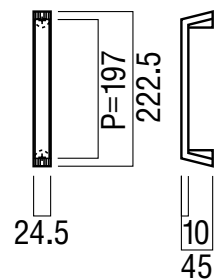
Base Material
Cast Brass

Available Finish
Cast Brass Oxidized Dark Bronze (B)


Available Sizes (mm)
Length 222.5, Centres 197

Fixing Holes Sizes
Door 8mm, Glass 12mm

Specification Code
G1203 - 222.5 - B







T1550

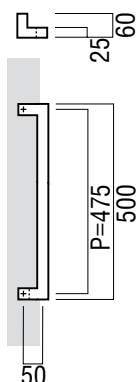
Base Material
Uni-Well (Cast Aluminium)

Available Finish
Uni-Well (Cast Aluminium)
Anodized Light Colour (L)
Uni-Well (Cast Aluminium)
Anodized Dark Colour (D)

Available Sizes (mm)
Length 500, Centres 475

Fixing Holes Sizes
Door 10mm, Glass 16mm

Specification Code
T1550 - 500 - finish





G2750

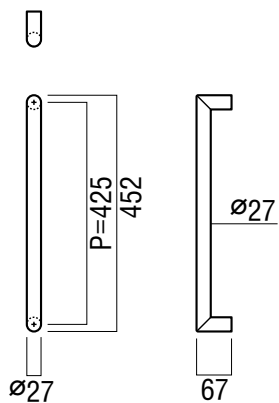
Base Material
Uni-Well (Cast Aluminium)

Available Finish
Uni-Well (Cast Aluminium)
Anodized Light Colour (L)
Uni-Well (Cast Aluminium)
Anodized Dark Colour (D)

Available Sizes (mm)
Length 452, Centres 425

Fixing Holes Sizes
Door 10mm, Glass 16mm

Specification Code
G2750 - 452 - finish



T8050

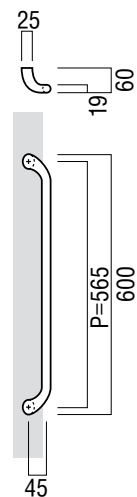
Base Material
Uni-Well (Cast Aluminium)

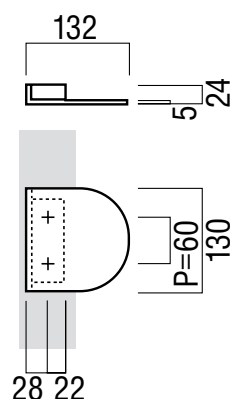
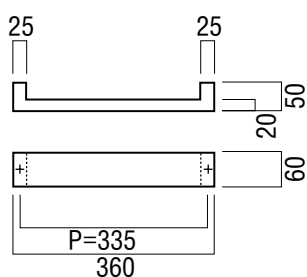
Available Finish
Uni-Well (Cast Aluminium)
Anodized Light Colour (L)
Uni-Well (Cast Aluminium)
Anodized Dark Colour (D)

Available Sizes (mm)
Length 600, Centres 565

Fixing Holes Sizes
Door 10mm, Glass 16mm

Specification Code
T8050 - 600 - finish





G5080

Base Material
Uni-Well (Cast Aluminium)

Available Finish
Uni-Well (Cast Aluminium)
Anodized Light Colour (L)
Uni-Well (Cast Aluminium)
Anodized Dark Colour (D)

Available Sizes (mm)
Length 360, Centres 335

Fixing Holes Sizes
Door 10mm, Glass 16mm

Specification Code
G5080 - 360 - finish

T215

Base Material
Uni-Well (Cast Aluminium)

Available Finish
Uni-Well (Cast Aluminium)
Anodized Light Colour (L)
Uni-Well (Cast Aluminium)
Anodized Dark Colour (D)

Available Sizes (mm)
Length 130, Centres 60

Fixing Holes Sizes
Door 8mm, Glass 12mm

Specification Code
T215 - 130 - finish

